



राष्ट्रीय मूल्यांकन एवं प्रत्यायन परिषद्

विश्वविद्यालय अनुदान आयोग का स्वायत्त संस्थान

NATIONAL ASSESSMENT AND ACCREDITATION COUNCIL

# Annual Quality Assurance Report (AQAR)

(As per Guidelines Revised in October 2013)

**2016-2017**



JANSEVA SAMITI SANCHALIT

**Shri M. D. Shah Mahila College of Arts and  
Commerce**

**NAAC RE-ACCREDITED 'A' GRADE WITH CGPA : 3.11**

**(Affiliated to S.N.D.T. Women's University, Mumbai)**

**B. J. PATEL ROAD, MALAD WEST, MUMBAI - 400064.**

## ***Contents***

|   | Page Nos. |
|---|-----------|
| <b>Part – A</b>   |           |
| 01. Details of the Institution                            | ..... 3   |
| 02. IQAC Composition and Activities                       | ..... 6   |
| <b>Part – B</b>   |           |
| 03. Criterion – I: Curricular Aspects                     | ..... 9   |
| 04. Criterion – II: Teaching, Learning and Evaluation     | ..... 10  |
| 05. Criterion – III: Research, Consultancy and Extension  | ..... 12  |
| 06. Criterion – IV: Infrastructure and Learning Resources | ..... 16  |
| 07. Criterion – V: Student Support and Progression        | ..... 18  |
| 08. Criterion – VI: Governance, Leadership and Management | ..... 21  |
| 09. Criterion – VII: Innovations and Best Practices       | ..... 24  |
| 10. Abbreviations   | ..... 26  |

---

## **Vision**

**To enlighten and empower women to become instrumental in enhancing the quality of society.**

## **Mission**

- To provide quality education without discrimination to one and all.
- To prepare economically and socially independent, value oriented citizens.
- To develop competent, confident and positively inclined individuals.
- To expose academically weak students to go for higher education.
- To encourage and help economically deprived students for higher studies.



## The Annual Quality Assurance Report (AQAR) of the IQAC

All NAAC accredited institutions will submit an annual self-reviewed progress report to NAAC, through its IQAC. The report is to detail the tangible results achieved in key areas, specifically identified by the institutional IQAC at the beginning of the academic year. The AQAR will detail the results of the perspective plan worked out by the IQAC. (Note: The AQAR period would be the Academic Year. For example, July 1, 2012 to June 30, 2013)

### Part – A

AQAR for the year (for example 2013-14)

2016-2017

#### 1. Details of the Institution

1.1 Name of the Institution

JANSEVA SAMITI SANCHALIT  
SHRI M. D. SHAH MAHILA COLLEGE OF ARTS AND COMMERCE

1.2 Address Line 1

B.J. PATEL ROAD,

Address Line 2

NEAR LIBERTY GARDEN,  
MALAD (WEST),

City/Town

MUMBAI

State

MAHARASHTRA

Pin Code

400064

Institution e-mail address

[mdshahmahilacollege@gmail.com](mailto:mdshahmahilacollege@gmail.com)  
[info@mdsmc.ac.in](mailto:info@mdsmc.ac.in)

Contact Nos.

022-61319000/61319001

Name of the Head of the Institution:

Dr. Deepa Sharma

Tel. No. with STD Code:

022-28824860 / 28831622



Mobile:

+91-9820495951

Name of the IQAC Co-ordinator:

Dr. Ranajana R. Mishra

Mobile:

+91-9892106889

IQAC e-mail address:

[mdshahmahilacollege@gmail.com](mailto:mdshahmahilacollege@gmail.com)  
[igac@mdsmc.ac.in](mailto:igac@mdsmc.ac.in)

1.3 NAAC Track ID (For ex. MHCOGN 18879)

MHCONGN10155

OR

1.4 NAAC Executive Committee No. & Date:

(For Example EC/32/A&A/143 dated 3-5-2004.  
This EC no. is available in the right corner- bottom  
of your institution's Accreditation Certificate)

EC/47/RAR/02

1.5 Website address:

[www.mdsmc.ac.in](http://www.mdsmc.ac.in)

Web-link of the AQAR:

<http://www.mdshahmahilacollege.ac.in/iqac/internal-quality-assurance-cell.htm>

1.6 Accreditation Details

| Sl. No. | Cycle                 | Grade | CGPA   | Year of Accreditation | Validity Period |
|---------|-----------------------|-------|--------|-----------------------|-----------------|
| 1       | 1 <sup>st</sup> Cycle | B++   | 80-85% | 2002                  | 5 YRS           |
| 2       | 2 <sup>nd</sup> Cycle | A     | 3.03   | 2009                  | 5 YRS           |
| 3       | 3 <sup>rd</sup> Cycle | A     | 3.11   | 2014                  | 5 YRS           |
| 4       | 4 <sup>th</sup> Cycle |       |        |                       |                 |

1.7 Date of Establishment of IQAC :

DD/MM/YYYY

15/10/2004





1.8 Details of the previous year's AQAR submitted to NAAC after the latest Assessment and Accreditation by NAAC ((for example AQAR 2010-11 submitted to NAAC on 12-10-2011))

- i. AQAR 14/07/2009
- ii. AQAR 01/08/2010
- iii. AQAR 18/08/2011
- iv. AQAR 15/07/2012
- v. AQAR 26/07/2014
- vi. AQAR 24/09/2015
- vii. AQAR 20/09/2016

1.9 Institutional Status

University State ☒ Central ☐ Deemed ☐ Private ☐

Affiliated College Yes ☒ No ☐

Constituent College Yes ☐ No ☒

Autonomous college of UGC Yes ☐ No ☒

Regulatory Agency approved Institution Yes ☐ No ☒

(eg. AICTE, BCI, MCI, PCI, NCI)

Type of Institution Co-education ☐ Men ☐ Women ☒

Urban ☒ Rural ☐ Tribal ☐

Financial Status Grant-in-aid ☒ UGC 2(f) ☒ UGC 12B ☒

Grant-in-aid + Self Financing ☒ Totally Self-financing ☐

1.10 Type of Faculty/Programme

Arts ☒ Science ☐ Commerce ☒ Law ☐ PEI (Phys Edu) ☐

TEI (Edu) ☐ Engineering ☐ Health Science ☐ Management ☒

Others (Specify) Bachelor of Computer Application (BCA)  
Bachelor of Mass Media (BMM)



1.11 Name of the Affiliating University (for the Colleges)

S.N.D.T. WOMEN'S UNIVERSITY,  
MUMBAI

1.12 Special status conferred by Central/ State Government-- UGC/CSIR/DST/DBT/ICMR etc

Autonomy by State/Central Govt. / University

University with Potential for Excellence

UGC-CPE

DST Star Scheme

UGC-CE

UGC-Special Assistance Programme

DST-FIST

UGC-Innovative PG programmes

Any other (Specify)

UGC-COP Programmes

☒

## **2. IQAC Composition and Activities**

2.1 No. of Teachers

11

2.2 No. of Administrative/Technical staff

1

2.3 No. of students

2

2.4 No. of Management representatives

1

2.5 No. of Alumni

1

2.6 No. of any other stakeholder and  
community representatives

1

2.7 No. of Employers/ Industrialists

-

2.8 No. of other External Experts

1

2.9 Total No. of members

18

2.10 No. of IQAC meetings held

4



2.11 No. of meetings with various stakeholders: No.  Faculty   
Non-Teaching Staff  Students  Alumni  Others

2.12 Has IQAC received any funding from UGC during the year? Yes ☒ No ☐  
If yes, mention the amount

2.13 Seminars and Conferences (only quality related)

(i) No. of Seminars/Conferences/ Workshops/Symposia organized by the IQAC

Total Nos.  International  National  State  Institution Level

(ii) Themes

- a) Training of staff in SPS package  
b) Sustainable quality measures in Higher Education

2.14 Significant Activities and contributions made by IQAC

- 1) Arrangement of workshop : On quality related aspects  
2) Enhancement of IT enabled room

2.15 Plan of Action by IQAC/Outcome

The plan of action chalked out by the IQAC in the beginning of the year towards quality enhancement and the outcome achieved by the end of the year \*

| Plan of Action  | Achievements   |
|---|--|
| 1. Arrangement of Workshop on Quality Related Aspects | Workshops / Seminar Conducted...<br>a) Seminar on 'Sustainable Quality Measures in Higher Education'.<br>b) Seminar on 'Skills of writing a Research oriented article in the field of Humanities and Social Science'.<br>c) Workshop on 'Leadership Skills' for Class representatives, Grievance representatives, Health representatives, Discipline Incharge.<br>d) Adding Life to Life: Unlocking Happiness Genes – Empathy and Conflict Resolution. |



|  |  |
|--|--|
| 2. Audit of Department   | External Audit of all the department.  |
| 3. Promote & encourage faculty members to attend the Seminars and Workshop                                       | a) Four faculty member presented at BEQET competition on Towards Better Health of Young Women Students through detection and Management of Anaemia and Thalassemia.  |
| 4. Promote & encourage faculty and Administrative Staff members to participate the quality related competitions. | a) Administrative Staff presented a poster on AAA-A step Towards Total Quality Education and Won the First Prize in the NAAC sponsored National Conference on Academic and Administrative Audit at. K. J. Somaiya College of Science and Commerce. |

*\* Attach the Academic Calendar of the year as Annexure.*

2.15 Whether the AQAR was placed in statutory body Yes ☒ No ☐

Management ☒ Syndicate ☐ Any other body ☐

Provide the details of the action taken





## Part – B

### Criterion – I

#### 1. Curricular Aspects

##### 1.1 Details about Academic Programmes

| Level of the Programme | Number of existing Programmes | Number of programmes added during the year | Number of self-financing programmes | Number of value added / Career Oriented programmes |
|------------------------|-------------------------------|--|-------------------------------------|--|
| PhD                    | 0                             | 0  | 0                                   | 0  |
| PG                     | 02                            | 0  | 02                                  | 0  |
| UG                     | 06                            | 0  | 04                                  | 0  |
| PG Diploma             | 0                             | 0  | 0                                   | 0  |
| Advanced Diploma       | 03                            | 0  | 03                                  | 03   |
| Diploma                | 03                            | 0  | 03                                  | 03   |
| Certificate            | 03                            | 0  | 03                                  | 03   |
| Others                 | 01                            | 0  | 01                                  | 01   |
| <b>Total</b>           | <b>18</b>                     | <b>0</b>                                   | <b>16</b>                           | <b>10</b>  |
| Interdisciplinary      | 0                             | 0  | 0                                   | 0  |
| Innovative             | 0                             | 0  | 0                                   | 0  |

##### 1.2 (i) Flexibility of the Curriculum: CBCS/Core/Elective option / Open options

##### (ii) Pattern of programmes:

| Pattern   | Number of programmes        |
|-----------|-----------------------------|
| Semester  | 08                          |
| Trimester | 0                           |
| Annual    | 9+1 (COP Prog. at 3 levels) |

1.3 Feedback from stakeholders\* Alumni ☐ Parents ☐ Employers ☐ Students ☒  
(On all aspects)

Mode of feedback : Online ☒ Annual ☒ -operating schools (for PEI) ☐

*\*Please provide an analysis of the feedback in the Annexure*

1.4 Whether there is any revision/update of regulation or syllabi, if yes, mention their salient aspects.

Yes, the syllabi for II Year Degree course of Arts were restructured.

1.5 Any new Department/Centre introduced during the year. If yes, give details.

NO



## Criterion – II

### 2. Teaching, Learning and Evaluation

2.1 Total No. of permanent faculty

| Total | Asst. Professors | Associate Professors | Professors | Others       |
|-------|------------------|----------------------|------------|--------------|
| 41    | 15               | 24                   | 01         | 1(Principal) |

2.2 No. of permanent faculty with Ph.D.

17 + 4 PG

2.3 No. of Faculty Positions Recruited (R) and Vacant (V) during the year

| Asst. Professors |    | Associate Professors |   | Professors |   | Others |   | Total |    |
|------------------|----|----------------------|---|------------|---|--------|---|-------|----|
| R                | V  | R                    | V | R          | V | R      | V | R     | V  |
| 0                | 09 | 0                    | 0 | 0          | 0 | 0      | 0 | 0     | 09 |

2.4 No. of Guest and Visiting faculty and Temporary faculty

23

17

11

2.5 Faculty participation in conferences and symposia:

| No. of Faculty   | International level | National level | State level |
|------------------|---------------------|----------------|-------------|
| Attended         | 1                   | 42             | 31          |
| Presented        | 14                  | 33             | 04          |
| Resource Persons | 00                  | 01             | 08          |

2.6 Innovative processes adopted by the institution in Teaching and Learning:

- 1) Study Tours to places of Academic Importance
- 2) Visit to literary fest 3) Reading Club 4) Film Shows
- 5) Interactive Session with eminent personality
- 6) Inter collegiate competition 7) Workshop for Students
- 8) Industrial Visits 9) Theater Activities 10) Street Play

2.7 Total No. of actual teaching days during this academic year

180

2.8 Examination/ Evaluation Reforms initiated by the Institution (for example: Open Book Examination, Bar Coding Double Valuation, Photocopy, Online Multiple Choice Questions)

- a) Internal Vigilance Squad
- b) Strict rules displayed on notice board to be followed by students during examination

2.9 No. of faculty members involved in curriculum restructuring/revision/syllabus development as member of Board of Study/Faculty/Curriculum Development workshop

04

00

00



## 2.10 Average percentage of attendance of students

75%

2.11 Course/Programme wise  
distribution of pass percentage :

| Title of the Programme | Total no. of students appeared | Division      |      |      |       |         |
|------------------------|--------------------------------|---------------|------|------|-------|---------|
|                        |                                | Distinction % | I %  | II % | III % | Pass %  |
| TYBA                   | 402                            | 01            | 11   | 65   | 0.25  | 77.25%  |
| TYBCOM                 | 303                            | 0.5           | 8.25 | 55   | 0     | 63.75%  |
| TYBMS                  | 46                             | 4             | 61   | 24   | 0     | 89.00%  |
| TYBCA                  | 31                             | 18            | 45   | 20   | 0     | 83.00%  |
| TYBMM                  | 35                             | 69            | 29   | 2    | 0     | 100.00% |
| TY BAFI                | 65                             | 17            | 43   | 32   | 0     | 92.00%  |

## 2.12 How does IQAC Contribute/Monitor/Evaluate the Teaching &amp; Learning processes:


**The Academic Council of the college under the Education Excellence and Leadership Cell monitors the Teaching-learning process through the Heads of the Departments. In addition the annual audit of the academic department is conducted to assess the progress of each department.**

## 2.13 Initiatives undertaken towards faculty development

| <i>Faculty / Staff Development Programmes</i>  | <i>Number of faculty benefitted</i> |
|--|-------------------------------------|
| Refresher courses                              | 00                                  |
| UGC – Faculty Improvement Programme            | 00                                  |
| HRD programmes                                 | 00                                  |
| Orientation programmes                         | 00                                  |
| Faculty exchange programme                     | 01                                  |
| Staff training conducted by the university     | 01                                  |
| Staff training conducted by other institutions | 01                                  |
| Summer / Winter schools, Workshops, etc.       | 01                                  |
| Others   | 01                                  |

## 2.14 Details of Administrative and Technical staff

| Category             | Number of Permanent Employees | Number of Vacant Positions | Number of permanent positions filled during the Year | Number of positions filled temporarily |
|----------------------|-------------------------------|----------------------------|--|--|
| Administrative Staff | 62                            | 10                         | 00   | 00                                     |
| Technical Staff      | 01                            | 00                         | 00   | 00                                     |





## Criterion – III

### 3. Research, Consultancy and Extension

#### 3.1 Initiatives of the IQAC in Sensitizing/Promoting Research Climate in the institution

- Workshop Arranged for Students
- Method of Research / Research designing
- Inter departmental research competition
- Students presented paper on eminent authors
- Inter collegiate research paper presentation

#### 3.2 Details regarding major projects

|                     | Completed | Ongoing | Sanctioned | Submitted |
|---------------------|-----------|---------|------------|-----------|
| Number              | 00        | 0       | 0          | 0         |
| Outlay in Rs. Lakhs | 0         | 0       | 0          | 0         |

#### 3.3 Details regarding minor projects

|                     | Completed | Ongoing | Sanctioned | Submitted |
|---------------------|-----------|---------|------------|-----------|
| Number              | 0         | 0       | 0          | 0         |
| Outlay in Rs. Lakhs | 0         | 0       | 0          | 0         |

#### 3.4 Details on research publications


|                          | International | National | Others |
|--------------------------|---------------|----------|--------|
| Peer Review Journals     | 00            | 02       | 00     |
| Non-Peer Review Journals | 00            | 02       | 00     |
| e-Journals               | 00            | 00       | 00     |
| Conference proceedings   | 00            | 10       | 00     |

#### 3.5 Details on Impact factor of publications:

Range  Average  h-index  Nos. in SCOPUS

#### 3.6 Research funds sanctioned and received from various funding agencies, industry and other organisations

| Nature of the Project   | Duration Year | Name of the funding Agency | Total grant sanctioned | Received |
|---|---------------|----------------------------|------------------------|----------|
| Major projects  | 0             | 0                          | 0                      | 0        |
| Minor Projects  | 0             | 0                          | 0                      | 0        |
| Interdisciplinary Projects  | 0             | 0                          | 0                      | 0        |
| Industry sponsored  | 0             | 0                          | 0                      | 0        |
| Projects sponsored by the University/ College                           | 0             | 1                          | 0                      | 0        |
| Students research projects<br>(other than compulsory by the University) | 0             | 0                          | 0                      | 0        |
| Any other(Specify)  | 0             | 0                          | 0                      | 0        |
| Total   | 0             | 0                          | 0                      | 0        |





3.7 No. of books published i) With ISBN No.  Chapters in Edited Books

ii) Without ISBN No.

3.8 No. of University Departments receiving funds from

UGC-SAP  CAS  DST-FIST   
DPE  DBT Scheme/funds

3.9 For colleges Autonomy  CPE  DBT Star Scheme   
INSPIRE  CE  Any Other (specify)

3.10 Revenue generated through consultancy

3.11 No. of conferences

organized by the  
Institution

| Level               | International | National    | State | University | College |
|---------------------|---------------|-------------|-------|------------|---------|
| Number              |               | 2           |       |            | 01      |
| Sponsoring agencies |               | ICHR<br>UGC |       |            | 07      |

3.12 No. of faculty served as experts, chairpersons or resource persons

3.13 No. of collaborations  International  National  Any other

3.14 No. of linkages created during this year

3.15 Total budget for research for current year in lakhs:

From funding agency  From Management of University/College   
Total

3.16 No. of patents received this year

| Type of Patent |         | Number |
|----------------|---------|--------|
| National       | Applied | NIL    |
|                | Granted | NIL    |
| International  | Applied | NIL    |
|                | Granted | NIL    |
| Commercialised | Applied | NIL    |
|                | Granted | NIL    |

3.17 No. of research awards/ recognitions received by faculty and research fellows  
Of the institute in the year

| Total | International | National | State | University | Dist | College |
|-------|---------------|----------|-------|------------|------|---------|
|       | NIL           | NIL      | NIL   | NIL        | 1    | 1       |

3.18 No. of faculty from the Institution  
who are Ph. D. Guides  
and students registered under them

3

6

3.19 No. of Ph.D. awarded by faculty from the Institution

00

3.20 No. of Research scholars receiving the Fellowships (Newly enrolled + existing ones)

JRF 00 SRF 00 Project Fellows 00 Any other 00

3.21 No. of students Participated in NSS events:

University level 300 State level 01

National level 01 International level 00

3.22 No. of students participated in NCC events:

University level 52 State level 52

National level 52 International level 00

3.23 No. of Awards won in NSS:

University level 00 State level 00

National level 00 International level 00

3.24 No. of Awards won in NCC:

University level 00 State level 00

National level 01 International level 00



3.25 No. of Extension activities organized

|                  |    |               |    |              |
|------------------|----|---------------|----|--------------|
| University forum | 00 | College forum | 00 |              |
| NCC              | 05 | NSS           | 32 | Any other 11 |

3.26 Major Activities during the year in the sphere of extension activities and Institutional Social Responsibility

- a) Tree Plantation
- b) Cleanliness Drive
- c) Enrolment of Youth in Voters List
- d) Recycling of waste
- e) Intergeneration interaction \_ IGI 2015-17



## Criterion – IV

### 4. Infrastructure and Learning Resources

#### 4.1 Details of increase in infrastructure facilities:

| Facilities   | Existing      | Newly created                        | Source of Fund | Total           |
|--|---------------|--------------------------------------|----------------|-----------------|
| Campus area  | 5630.9 Sq.Mtr | --                                   | --             | 5630.9 Sq.Mtr   |
| Class rooms  | 36            | --                                   | --             | 36              |
| Laboratories   | 04            | --                                   | --             | 04              |
| Seminar Halls  | 02            | --                                   | --             | 02              |
| No. of important equipment's purchased ( $\geq$ 1-0 lakh) during the current year. | --            | 03 LCD<br>PROJECTOR 6<br>PC 2 Laptop | UGC            | 03 + 06 +<br>02 |
| Value of the equipment purchased during the year (Rs. in Lakhs)                    | --            | 394943/-                             | UGC            | 394943/-        |
| Others   | --            |                                      | --             |                 |

#### 4.2 Computerization of administration and library

Administration and Library are fully computerized with supportive License Software i.e. Microsoft Campus License Agreement/ Tally ERP 9 / ISM / ETDS / SDMS / LDMS / Soul 2.0 / ESSL / Quick Heal / e Scan

#### 4.3 Library services:

|                               | Existing |       | Newly added |            | Total |            |
|-------------------------------|----------|-------|-------------|------------|-------|------------|
|                               | No.      | Value | No.         | Value      | No.   | Value      |
| Text Books                    | 36528    | ---   | 382         | 1,20,000/- | 36910 | 1,20,000/- |
| Reference Books               | 4483     | ---   | 48          | 46,000/-   | 4164  | 4483/-     |
| e-Books                       | 14       | ---   | ---         | ---        | 14    | ---        |
| Journals                      | 21       | ---   | 28          | 56,000/-   | 31    | ---        |
| e-Journals                    | ---      | ---   | ---         | ---        | ---   | ---        |
| Digital Database              | 62       | ---   | ---         | ---        | 62    | ---        |
| CD & Video                    | 331      | ---   | ---         | ---        | 331   | ---        |
| Others (specify)<br>UGC Books | 671      | ---   | 274         | 3,00,000/- | ---   | ---        |





#### 4.4 Technology up gradation (overall)

|          | Total Computers | Computer Labs | Internet | Browsing Centres | Computer Centres | Office | Departments | Others |
|----------|-----------------|---------------|----------|------------------|------------------|--------|-------------|--------|
| Existing | 176             | 120           | 00       | 10               | 00               | 36     | 10          | 00     |
| Added    | 06              | 00            | 00       | 06               | 00               | 00     | 00          | 00     |
| Total    | 182             | 120           | 00       | 16               | 00               | 36     | 10          | 00     |

#### 4.5 Computer, Internet access, training to teachers and students and any other programme for technology upgradation (Networking, e-Governance etc.)

Students are trained in basic Computer skills (Theory and Practical)

#### 4.6 Amount spent on maintenance in lakhs :

|  |                   |
|--|-------------------|
| i) ICT                                   | 65,706/-          |
| ii) Campus Infrastructure and facilities | 184776/-          |
| iii) Equipments                          | 117990/-          |
| iv) Others                               | 4163297/-         |
| <b>Total :</b>                           | <b>45,31,769/</b> |



## Criterion – V

### 5. Student Support and Progression

#### 5.1 Contribution of IQAC in enhancing awareness about Student Support Services

Class representatives, Health representatives, General Secretaries, Discipline Representatives, Sports GS elected from the students to enhance awareness about students support services.

#### 5.2 Efforts made by the institution for tracking the progression

The academic departments maintain the progression attained by the students after their graduation.

#### 5.3 (a) Total Number of students

| UG   | PG  | Ph. D. | Others |
|------|-----|--------|--------|
| 3100 | 168 | 0      | 0      |

#### (b) No. of students outside the state

26

#### (c) No. of international students

00

| No | %  |
|----|----|
| 00 | 00 |

Men

Women

| No   | %   |
|------|-----|
| 3268 | 100 |

| Last Year |     |    |     |                       |       | This Year |     |    |     |                       |       |
|-----------|-----|----|-----|-----------------------|-------|-----------|-----|----|-----|-----------------------|-------|
| General   | SC  | ST | OBC | Physically Challenged | Total | General   | SC  | ST | OBC | Physically Challenged | Total |
| 3268      | 198 | 19 | 26  | 01                    | 3024  | 2344      | 213 | 22 | 12  | 02                    | 3280  |

Demand ratio 1.20

Dropout % 2

#### 5.4 Details of student support mechanism for coaching for competitive examinations (If any)

We have competitive exams preparation cell. This prepares students for IAS, IPS, MPSC, Banking, Recruitment Board and other Competitive exams.

No. of students beneficiaries

101



### 5.5 No. of students qualified in these examinations

|             |    |           |    |      |    |        |    |
|-------------|----|-----------|----|------|----|--------|----|
| NET         | 00 | SET/SLET  | 00 | GATE | 00 | CAT    | 00 |
| IAS/IPS etc | 00 | State PSC | 00 | UPSC | 00 | Others | 02 |

### 5.6 Details of student counselling and career guidance

Students assisted in the field of career, academic issues and personal issues through career guidance of counselling cell

No. of students benefitted

198

### 5.7 Details of campus placement

| On campus                       |                                 |                           | Off Campus                |
|---------------------------------|---------------------------------|---------------------------|---------------------------|
| Number of Organizations Visited | Number of Students Participated | Number of Students Placed | Number of Students Placed |
| 12                              | 1150                            | 12                        |                           |

### 5.8 Details of gender sensitization programmes

- Lecture on Beti Bachao,
- Spreading Awareness on Women Harassment - i) Street Play ii) Lecture iii) Debate iv) Display of articles v) Book review vi) Screening of short film

### 5.9 Students Activities

#### 5.9.1 No. of students participated in Sports, Games and other events

State/ University level 5 National level 2 International level 00

No. of students participated in cultural events

State/ University level 32 National level 00 International level 00

#### 5.9.2 No. of medals /awards won by students in Sports, Games and other events

Sports : State/ University level 03 National level 00 International level 00



Cultural: State/ University level  National level  International level

#### 5.10 Scholarships and Financial Support

|  | Number of students | Amount            |
|--|--------------------|-------------------|
| Financial support from institution                                   | 63                 | 525/- PER STUDENT |
| Financial support from government                                    | 201                | 17,84,070/-       |
| Financial support from other sources                                 |                    |                   |
| Number of students who received International/ National recognitions |                    |                   |

#### 5.11 Student organised / initiatives

Fairs : State/ University level  National level  International level

Exhibition: State/ University level  National level  International level

5.12 No. of social initiatives undertaken by the students

#### 5.13 Major grievances of students (if any) redressed:09 (Nine)

- 1) Grievances related to infrastructure and computers
- 2) Cleanliness redresses





## Criterion – VI

### **6. Governance, Leadership and Management**

#### 6.1 State the Vision and Mission of the institution

##### Vision

To enlighten and empower women to become instrumental in enhancing the quality of society.

##### Mission

- To provide quality education without discrimination to one and all.
- To prepare economically and socially independent, value oriented citizens.
- To develop competent, confident and positively inclined individuals.
- To expose academically weak students to go for higher education.
- To encourage and help economically deprived students for higher studies.

#### 6.2 Does the Institution has a management Information System

YES

#### 6.3 Quality improvement strategies adopted by the institution for each of the following:

##### 6.3.1 Curriculum Development

NIL

##### 6.3.2 Teaching and Learning

Teaching methods such as group discussion, roll play, seminars, quiz, PPT, evaluation of short films incorporated in the Teaching learning process.

##### 6.3.3 Examination and Evaluation

Methods such as visit report, project, presentation, open book examination, interview, viva, oral and quiz used in all process of examination and evaluation.

##### 6.3.4 Research and Development

- a) Inter-college research competition.
- b) Training program on SPSS
- c) Seminar on skills of writing a research oriented articles in the field of Humanities and Social Science.



6.3.5 Library, ICT and physical infrastructure / instrumentation

Three rooms IC enabled 6 computers added in the library.

6.3.6 Human Resource Management

Students are trained in  
a) Self Defence training  
b) Computer literacy  
c) Soft skills d) Skill development e) Personality development for CR

6.3.7 Faculty and Staff recruitment

N.A.

6.3.8 Industry Interaction / Collaboration

**MOU with ...**  
Genius Bridge (Dept. of English)  
Kotak Unnati (Dept. of Economics)  
Ambuja Foundation  
Innovative Web Solutions

6.3.9 Admission of Students

Our Admission Committee orient Students about different courses

6.4 Welfare schemes for

Teaching ----  
Non teaching ----  
Students Insurance

6.5 Total corpus fund generated

NIL

6.6 Whether annual financial audit has been done

☒ Yes ☐ No

6.7 Whether Academic and Administrative Audit (AAA) has been done?

| Audit Type     | External |        | Internal |           |
|----------------|----------|--------|----------|-----------|
|                | Yes/No   | Agency | Yes/No   | Authority |
| Academic       | ----     | ----   | ----     | ----      |
| Administrative | ----     | ----   | ----     | ---       |



6.8 Does the University/ Autonomous College declares results within 30 days?

For UG Programmes      Yes ☒      No ☐

For PG Programmes      Yes ☒      No ☐

6.9 What efforts are made by the University/ Autonomous College for Examination Reforms?

OMR Based Answer Sheet, Online Question papers & Internal Squad to control copying.

6.10 What efforts are made by the University to promote autonomy in the affiliated/constituent colleges?

University encourages affiliated colleges to opt for autonomy.

6.11 Activities and support from the Alumni Association

Every department conducts activities with alumni.  
Alumni interact with students when invited as guest speakers.

6.12 Activities and support from the Parent – Teacher Association

The Parent-Teacher Association of the college meets twice a year to discuss matters relating to teaching-learning process. The association also acknowledges the meritorious students by awarding medals and certificates to rank holders. In addition, the PTA provides financial assistance to economically weak students to enable them to continue their studies.

6.13 Development programmes for support staff

6.14 Initiatives taken by the institution to make the campus eco-friendly

Tree Plantation , Recycling of Waste





## Criterion – VII

### 7. Innovations and Best Practices

7.1 Innovations introduced during this academic year which have created a positive impact on the functioning of the institution. Give details.

- a) Intra-Departmental Academic Audit
- b) Workshop on Quality Tool
- c) Seminar on Plagiarism
- d) MOUs with Industries
- e) Inculcating positive values through celebration of Gandhi Week

7.2 Provide the Action Taken Report (ATR) based on the plan of action decided upon at the beginning of the year

- 1) AARAMBH Project : Providing free meals to Students belonging to financially weak students with low hemoglobin.
- 2) Malad Railway station (WR) adopted as a CSR activity by the college for Beatification and Cleanliness
- 3) 11 – Workshop & Seminar Proposal forwarded to NAAC & UGC, Only one National Seminar approved (Dept. of English)

7.3 Give two Best Practices of the institution (*please see the format in the NAAC Self-study Manuals*)

**Annexure : A**

***\*Provide the details in annexure (annexure need to be numbered as i, ii,iii)***

7.4 Contribution to environmental awareness / protection

The NCC Unit conducted tree plantation drive and beach cleaning programmes.

7.5 Whether environmental audit was conducted? Yes ☐ No ☒





7.6 Any other relevant information the institution wishes to add. (for example SWOT Analysis)

Literary festivals play a significant role in quenching the thirst of a literature lover and a connoisseur of art and culture. With four prime languages, namely English, Hindi, Marathi and Gujarati forming the base of the medium of instruction at Shri M D Shah Mahila College for nearly five decades, it was a natural urge to host a multi-lingual literary festival within the precincts of the college. And along with it there is always a desire to enlighten and enrich students with a rich repast of academics, sports, literary and cultural bonanza.

MEGH Literary Festival which was held between 20<sup>th</sup> and 22<sup>nd</sup> December, 2016 became a magic carpet to transport the masses into an enchanting world of dance, drama, poetry and music. With increasing number of people switching to the digital world and speaking of cloud computing, choosing MEGH (cloud) as a name for the literary festival was ironic. The aim was to wean people away from a stoic lifestyle to a delightful and soul fulfilling extravaganza of the charming world of literature.

MEGH displayed the coming together of **Marathi, English, Gujarati and Hindi** departments to put up a multi lingual literary festival. Highly acclaimed artistes as well as awe-inspiring personalities from society as well as from the fields of literature, theatre and music graced the festival creating an epoch-making event in the history of the college. The festival was inaugurated with a Granth Dindi led by the Vice Chancellor of SNDT Women's University Dr. Shashikala Wanjari and Principal Dr. Deepa Sharma. Dr. Ved Prakash was the Guest of Honour in the inaugural ceremony. The audience soaked in 28 varied magnetic and mesmerizing sessions. The festival culminated with a talk by the famous theatre personality and founder of Ekjute Theatre group Ms. Nadira Babbar.



#### 8. Plans of institution for next year

1. Proposal for Seminars on Quality to NAAC AND UGC
2. MOU for CSR activities with industries and NGOs
3. Feedback from Parents, Alumni, Community, Management and Vendors and Suppliers
4. Institutional Research project on Thalassemia and Anaemia and its impact on academic achievement
5. Sustaining the Project AARAMBH
6. Skill Development programmes for Students

Name : **Dr. Ranjana Mishra**

*Ranjana Mishra*

Signature of the Coordinator, IQAC



Name : **Dr. Deepa Sharma**

*Deepa Sharma*  
**PRINCIPAL**

Signature of the Chairperson, IQAC

Shri M. D. Shah Mahila College  
of Arts & Commerce  
B. J. Patel Road, Malad (W)  
Mumbai-400 064

\*\*\*

**Abbreviations:**

|      |   |  |
|------|---|--|
| CAS  | - | Career Advanced Scheme                   |
| CAT  | - | Common Admission Test                    |
| CBCS | - | Choice Based Credit System               |
| CE   | - | Centre for Excellence                    |
| COP  | - | Career Oriented Programme                |
| CPE  | - | College with Potential for Excellence    |
| DPE  | - | Department with Potential for Excellence |
| GATE | - | Graduate Aptitude Test                   |
| NET  | - | National Eligibility Test                |
| PEI  | - | Physical Education Institution           |
| SAP  | - | Special Assistance Programme             |
| SF   | - | Self Financing                           |
| SLET | - | State Level Eligibility Test             |
| TEI  | - | Teacher Education Institution            |
| UPE  | - | University with Potential Excellence     |
| UPSC | - | Union Public Service Commission          |

\*\*\*\*\*



## SMT CHANDABEN MOHANBHAI PATEL BOOK BANK

### GOAL:

- To enhance reading and learning amongst students
- To increase the exposure of students to reference books
- To reduce the financial burden of students seeking Higher Education.
- To improve the academic performance of students

### CONTEXT:

Higher education demands that students have an in-depth knowledge of the subjects that they study. To achieve the same, the students have to be exposed to a wide variety of subject related books. But reference books are highly priced. The College with the mission of educating the disadvantaged has admitted a large number of students who belong to the family of first generation learners, families with a narrow approach towards girl's education, and who belong to economically weaker families. Given the background, students encounter hurdles to purchase reference books or even to purchase prescribed textbooks and to stay back in the library for longer hours to do reference work.

To overcome the hurdles faced by young students, a unique proposal was placed in front of the Management in 1985 to provide subsidized reference books to students which can be used by them throughout the academic year. The proposal was readily accepted by the Management and that led to the birth of SMT CHANDABEN MOHANBHAI PATEL BOOK BANK facility.

### PRACTICE:

To implement the Book Bank facility, every year a committee consisting of senior teachers from different streams is formed. The committee invites applications from the needy students and they are asked to fill a prescribed form. For availing this facility, every student has to pay a nominal fee of Rs 50. Under the scheme, every student is given a minimum of three books and more depending upon the requirements of the students. This facility is provided to students from all the departments of Arts, Commerce and Professional courses.

The books purchased under the scheme and given to the students are recommended by the Heads of the Departments. The books can be retained by the students for the whole of the academic year. The collected books are returned duly by the students after the exams of the second semester.

For the last twenty two years, the Book Bank facility has been providing books to the needy students. The number of students covered under this facility is growing year after year. Also there is a steady increase in the number of books distributed under the BOOK BANK scheme.

For the year 2016-17, 301 students from the Arts and Commerce stream were covered under the scheme. This facility is extended to needy students on first come first basis.




#### EVIDENCE OF SUCCESS:

The benefits of the scheme are both tangible and intangible. The tangible benefits are - students refer to more books, actively participate in classroom activities, enhance the presentation of their projects and this has helped to bring down the failure rate. The intangible benefits gathered from the students' feedback is that there is an overall improvement in their level of confidence and a boost in self-esteem.. All this has created a positive impact on their academic performance

#### .PROBLEMS ENCOUNTERED:

- Inability to satisfy the demand for books of all students.
- Reuse of books hampered due to poor maintenance of books by the students.
- Books not returned on time
- Diminishing number of students accessing Book-Bank facilities due to alternate sources readily available.

  
PRINCIPAL  
J. S. S.  
Shri M. D. Shah Mahila College  
of Arts & Commerce  
B. J. Patel Road, Malad (W).  
Mumbai-400 064.